

Features

- >Glass passiated junction
- >RoHS compliant
- >Bi-directional or Un-directional
- >Very Low Clamping Voltage
- >High Temperature soldering:260°C/10 seconds at terminals
- >High current transient suppressor
- >Epoxy Encapsulated
- >Sharp Breakdown Voltage

IEC COMPATIBILITY

- >IEC 6100-4-5(Lightning) 10KA(8/20μs)

APPLICATIONS

- >Base station power
- >UPS
- >Communication power
- >Railway System
- >Power system



蓝宝宝浪涌抑制器
Blue powder surge suppressor

Package Dimensions

PKG 058 C

Series
PKE:3KA
PKG:6KA
PKM:10KA
PKN:15KA

Reverse
stand-off
voltage

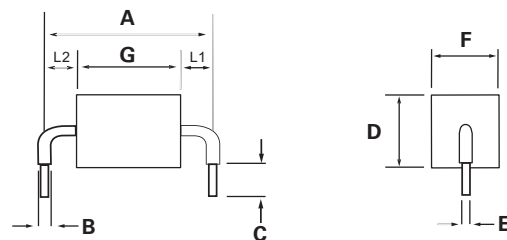
Polarity
C:Bi-polar
A:Uni-polar

A

Package
Default:No Lead
A:16 mm
B:24mm
C:7.5mm

X

Internal
code



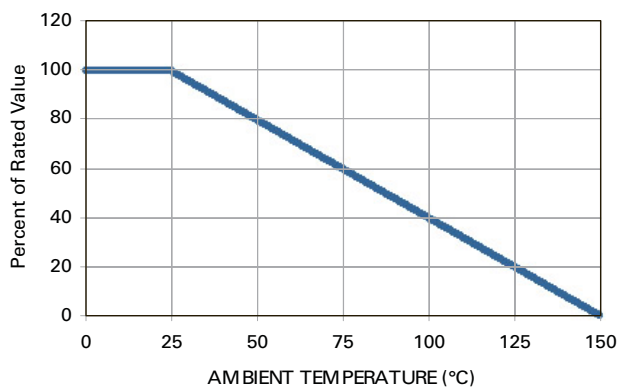
Type	A	B	C	D	E	F	G	L1,L2
A	16±0.5	3.2±0.5	20-6	12.3±0.5	1.2	12.3±0.5	5.5	6±2
B	24.5±0.5	3.2±0.5	20-6	12.3±0.5	1.2	12.3±0.5	3.5-16.5	16.5-3.5

Electrical Characteristics

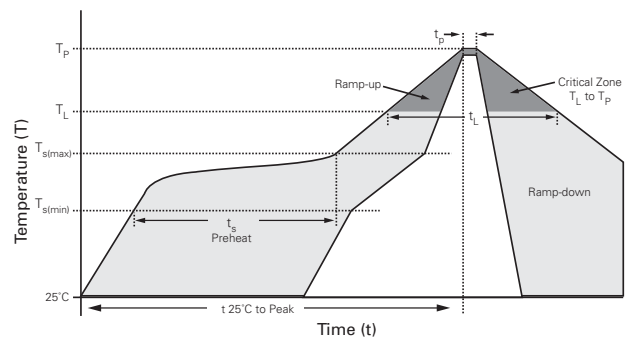
Part Numbers		Standoff Voltage(Vdc)Volts	Reverse Leakage	Breakdown Voltage(Vbr)@IT		Test Current IT	Max. Clamping Voltage Vcl@Ipp 8/20us		Package Type
UN	BI	Vrwm(V)	IR(uA)	Min.	max.	ma	Vcl	Ipp	
PKM020AA	PKM020CA	20	20	22.2	24.5	10	38	10000	A or B
PKM022AA	PKM022CA	22	20	24.0	26.9	10	42	10000	A or B
PKM024AA	PKM024CA	24	20	26.7	29.5	10	45	10000	A or B
PKM030AA	PKM030CA	30	20	33.3	36.8	10	52	10000	A or B
PKM033AA	PKM033CA	33	20	36.7	40.6	10	58	10000	A or B
PKM036AA	PKM036CA	36	20	40.0	44.2	10	64	10000	A or B
PKM058AA	PKM058CA	58	20	64.4	71.2	10	110	10000	A or B
PKM066AA	PKM066CA	66	20	73.7	80.7	10	125	10000	A or B
PKM076AA	PKM076CA	76	20	85.0	95.0	10	138	10000	A or B
PKM170AB	PKM170CB	170	20	180.0	220.0	10	260	10000	B
PKM190AB	PKM190CB	190	20	200.0	245.0	10	290	10000	B
PKM240AB	PKM240CB	240	20	250.0	285.0	10	340	10000	B
PKM380AB	PKM380CB	380	20	401.0	443.0	10	520	10000	B
PKM430AB	PKM430CB	430	20	440.0	490.0	10	625	10000	B

Soldering Parameters

Power Derating Curve



Flow/Wave Soldering (Solder Dipping)



Peak Temperature :	265°C
Dipping Time :	10 seconds
Soldering :	1 time